

Tynningham Village Family Autumn tree trail activity

Bark and Leaf art

Woodland trust Tree ID app

<https://www.woodlandtrust.org.uk/trees-woods-and-wildlife/british-trees/tree-id-app/>

Tynningham Village tree locations: a short stroll with bark and leaf rubbing opportunities. Please remember to socially distance.

What you will need: Some thin paper: some coloured crayons:


Method:

- Select a suitable tree with good patterned bark, please do not dislodge bark as this can damage tree and affect insects living there.
- Hold the paper up against the tree bark and gently rub the crayon over the surface using the long side is best. Try overlapping with different colours.
- Collect some fallen leaves from the tree and use to create leaf rubbings as well.
- Use your creative side to make a collage from your rubbings.
- You could then compare the patterns made and also learn how to identify the trees.

Plan of location of some of our local trees:



- 1) Outside front of village hall, Sorbus



- 2) Between Cricket pitch and football field, Whitebeam




- 3) Ladies walk, various including Lime and Beech (shown below)




- 4) Next to bench on Ladies' walk and by cafe, Sycamore




- 5) On Ladies walk', Horse Chestnut in amongst several others




- 6) And 11) Corner of ladies walk and also on Braefoot/Low row, Silver Birch




- 7) End of Ladies' Walk and Avenue, Limes



- 8) Tynningham Mains and by swing on Ladies' walk, Oak



- 9) And 12) By bus stop and junction A198 and B1407 main street, Rowans



- 10) By roadside A198 and garages, Prunus Cherry

